

### 3.16 WOODWORK (444)

#### 3.16.1 Woodwork Paper 1 (444/1)

#### SECTION A (40 marks)

*Answer ALL the questions in this section in the spaces provided.*

- 1 Outline **four** features common to all saws. (4 marks)
- 2 Differentiate between wood carving and wood turning. (2 marks)
- 3 State **two** safety precautions to be observed for each of the following activities: (4 marks)
  - (a) carrying hand tools;
  - (b) storing hand tools.
- 4 State **four** effects of using unseasoned wood. (4 marks)
- 5 List **two** functions of each of the following parts of a tree:
  - (a) roots; (2 marks)
  - (b) trunk. (2 marks)
- 6 Using pictorial sketches, show the following:
  - (a) double tenon; (2 marks)
  - (b) twin tenon. (2 marks)
- 7 (a) State **two** advantages of using a roller in painting. (2 marks)
  - (b) Sketch and label a wooden veneer hammer. (3 marks)
- 8 Describe **two** methods used to prevent splitting of wood at the back when boring. (4 marks)
- 9 (a) State **two** precautions to be observed when working with a steel tape. (2 marks)
  - (b) List **four** factors that influence the selection of a finish. (2 marks)

10 Figure 1 shows a plane figure.

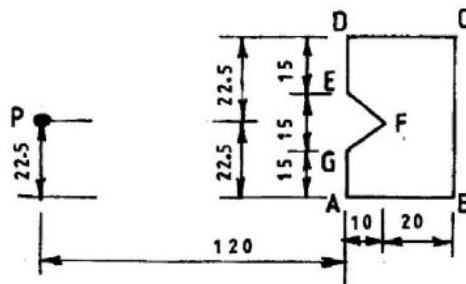


Figure 1

Copy the figure and construct a similar figure with the sides reduced in the ratio of 2:1. Use point 'P' as the focal point. (5 marks)

SECTION B (60 marks)

Answer question 11 on A3 paper provided and any other THREE questions from this section in the spaces provided after question 15. Candidates are advised NOT to spend more than 25 minutes on question 11.

11 Figure 2 shows three views of a shaped block drawn in 1<sup>st</sup> angle projection.

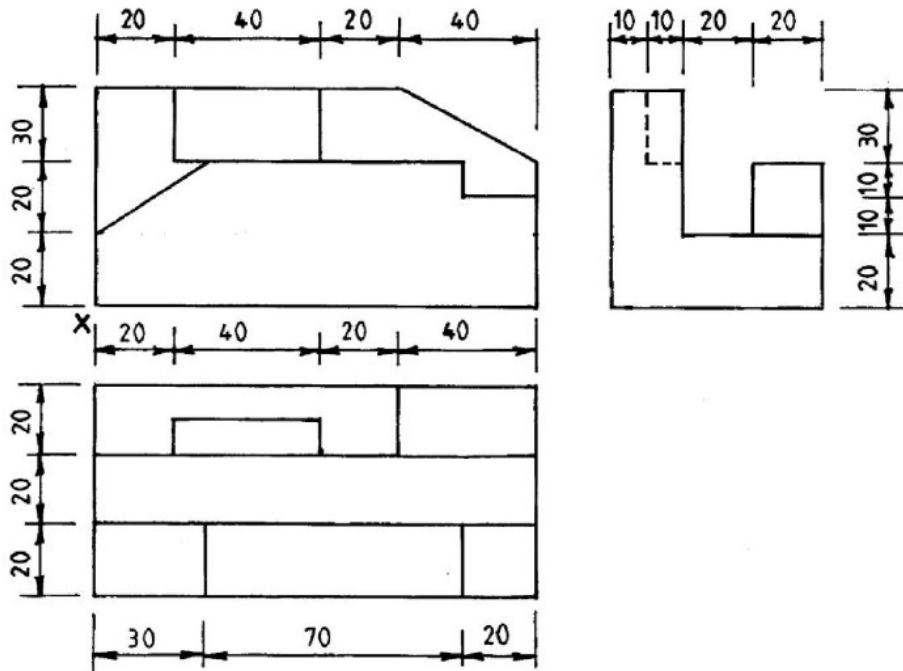
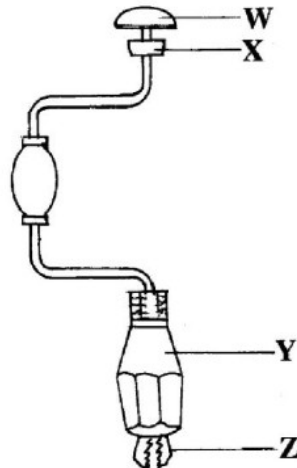


Figure 2

To a scale of 1:1, draw the block in isometric taking 'X' as the lowest point. (15 marks)

- 12 (a) State **six** characteristics of a laquer. (3 marks)
- (b) With the aid of a labelled sketch, outline the use of a test strip in preparation for staining a work piece. (9 marks)
- (c) Describe **two** types of spokeshave. (3 marks)
- 13 (a) Explain the cutting action of a cross-cut saw teeth. (6 marks)
- (b) With the aid of sketches, describe the following techniques of matching veneers:
- (i) book matching;
- (ii) slip matching;
- (iii) diamond matching. (9 marks)

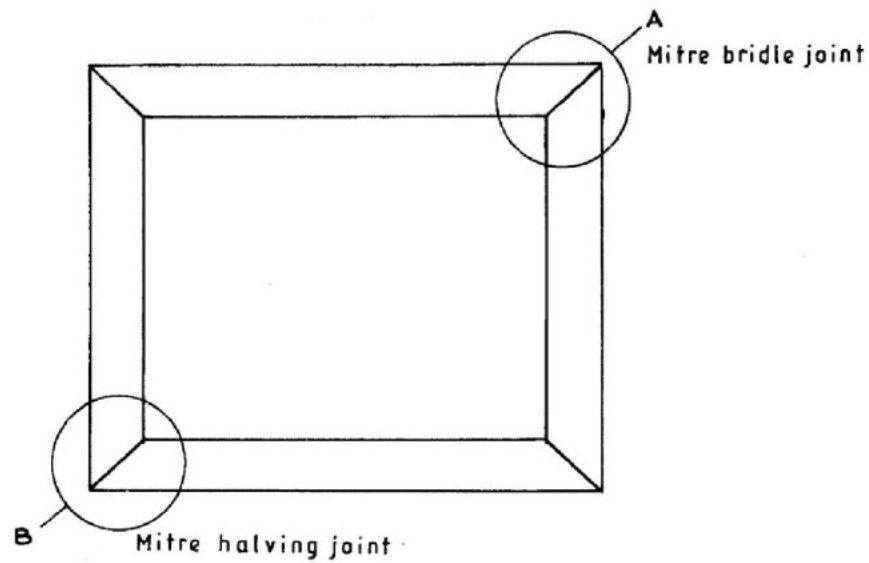
- 14 (a) **Figure 3** shows a tool used in woodwork.



**Figure 3**

- (i) Name the tool;
- (ii) Name the parts labelled **W**, **X**, **Y** and **Z**.
- (iii) State **one** function of each of the parts labelled **W**, **X**, **Y** and **Z**. (9 marks)
- (b) List **four** areas of study in woodwork after studying woodwork in high school. (2 marks)
- (c) State **four** mistakes to avoid when giving first aid treatment for simple burns. (4 marks)

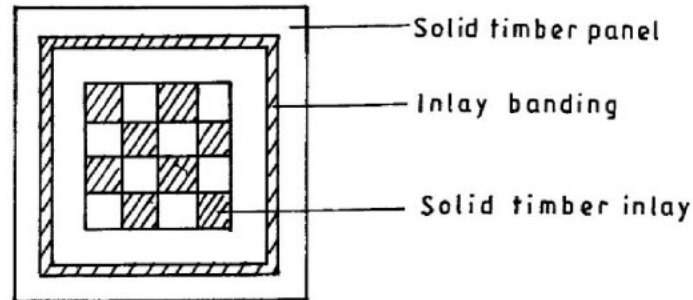
15 (a) **Figure 4** shows a picture frame.



**Figure 4**

Sketch an exploded view of the joints labelled **A** and **B**. (4 marks)

(b) **Figure 5** shows the plan of solid timber panel of a stool decorated with a solid timber inlay and banding.



**Figure 5**

Outline the procedure of making the decorative panel from strips of timber of different colours in the:

- (i) banding;
- (ii) inlay.

(11 marks)