Name_____ **Index No.** _____

Candidate's signature _____

Date _____

231/3
BIOLOGY
PAPER 3
PRACTICAL
JULY/AUGUST 2014
1 ¾ HOURS

KATHONZWENI SUB-COUNTY FORM 4 PRE-TRIAL EXAMINATION
Kenya Certificate of Secondary Education
BIOLOGY
PAPER 3
1 ¾ HOURS

INSTRUCTIONS TO CANDIDATES
(a) Write your name and index number in the spaces provided above.
(b) Answer all the three questions in the spaces provided
(c) You are required to spend the first 15 minutes of the 1 ¾ hours allowed for this paper reading the whole paper carefully before commencing your work.
(d) Additional papers must not be inserted in this paper

For examiner's use only

Question	**Maximum score**	**Candidate's score**
1	21	
2	07	
3	12	
Total score	40	

This paper consists of 5 printed pages

Turn Over

1. (a) Study the diagrams T_1 and S_1 carefully and answer the following questions:

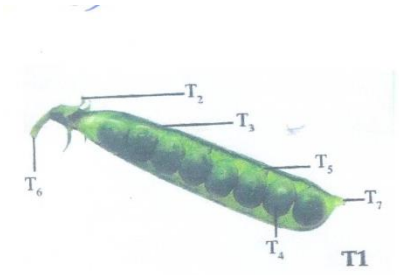

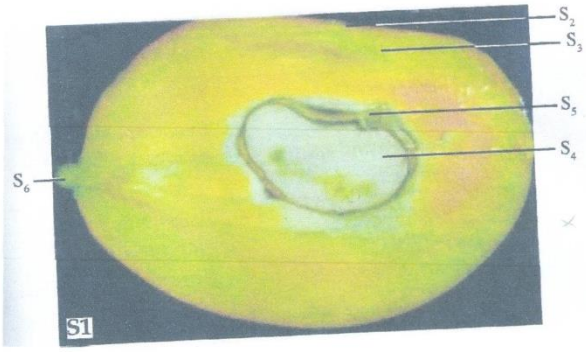

(i) Name the parts labeled S_2, S_3, S_4, S_5 and S_6. (5mks)

S_2 _____

S_3 _____

S_4 _____

S_5 _____

S_6 _____

(ii) Name the parts labeled T_2, T_3, T_4 and T_5. (4mks)

T_2 _____

T_3 _____

T_4 _____

T_5 _____

(iii) Complete the following table showing the type of fruit and reasons for each answer

Specimen	Type of fruit	Reasons
S_1		
T_1		

(iv) Complete the table below showing method of dispersal and reasons for each answer.

Specimen	Method of dispersal	Reasons
S_1		
T_1		

Max 2mks

(b) You are provided with a fruit labeled V.

(i) Cut a transverse section through specimen V. Draw and label of the cut surfaces. (4mks)

(ii) State the type of placentation of specimen V. (1mk)

_____

_____

_____

(iii) Squeeze out the juice from one of the halves of specimen V. Using the reagents provided carry out tests to identify the type of food substances present in the juice

Food substance	Procedure	Observation	Conclusion

(3mks)

2. Study the diagrams Q and R carefully and answer the following questions.





(a) (i) Name the phylum to which specimens R and Q belong. (1mk)

_____

_____

_____

(ii) State two reasons for your answer in a (i) above. (2mks)

_____

_____

_____

_____

(b) (i) Name the class to which each of R and Q belong (2mks)

R _____

Q _____

(ii) State reasons for your answer in (b) (i) above (2mks)

R _____

Q _____

3. Study the diagrams set A_1, set E_1, set M_1 and set B carefully and answer the questions below

(a) State the conditions under which each set up was grown. (3mks)

Set A_1 _____

Set E_1 _____

Set B _____

(b) (i) Name the phenomenon exhibited by seedlings in set E_1 (1mk)

_____

_____

_____

(ii) Give a reason why plants exhibit the phenomenon named in (b) (i) above (1mk)

_____

_____

_____

(c) (i) Name the response exhibited by the seedlings in set B. (1mk)

_____

_____

_____

(ii) Explain how the response named in (c) (i) above occurred (2mks)

_____

_____

_____

_____

(d) (i) State the type of germination exhibited by seedlings in set A_1 and set M_1. (2mks)

Set A_1 _____

Set M_1 _____

(ii) Give a reason for your answer in (d) (i) above (2mks)

Set A_1 _____

Set M_1 _____

ANSWERS:
Order a copy of answers from www.schoolsnetkenya.com/order-e-copy
NB> We charge Kshs. 100 ONLY to meet website, e-resource compilation and provision costs